DOWNLOAD COLOUR INSTALL MANUALS AT www.bddiesel.com

BD 4.8L, 5.3L, 6.0L, and 6.2L GMC/Chevy LS Exhaust Manifold Kit

1041400	**Exhaust Manifold Pair**
1041401	**Passenger Side Exhaust Manifold**
1041402	**Driver Side Exhaust Manifold**

PLEASE READ ALL INSTRUCTIONS BEFORE INSTALLATION

See back of install manual for vehicle fitment table

Table of Contents

Table of Contents....2
Kit Contents....2
Introduction....4
Drivers Side Manifold Removal....4
Passenger Side Manifold Removal....6
Drivers Side Manifold Installation....8
Passenger Side Manifold Installation....11
Vehicle Fitment Table....14

Kit Contents

1041400 (Manifold Pair)	
1401401	**1401402**
Passenger Side Manifold	Driver Side Manifold
Qty: 1	**Qty: 1**

1401403	1403009	1401404
Dipstick Tube Spacer	Manifold Spacer	Exhaust Manifold Flange Gasket
Qty: 1	**Qty: 12**	**Qty: 2**

1401405	1401406	FK-1041400
Manifold to Pipe Ring Gasket	Manifold to Pipe Cone Gasket	Hardware kit
Qty: 1	**Qty: 1**	**Qty: 2**

Note: If heat shields need replacement, order the part # below
GM PN# 12562243 (Driver Side) & 12677664 (Passenger Side)

1401401 (Passenger Side Kit)

1401401	1401404
Passenger Side Manifold	Exhaust Manifold Flange Gasket
Qty: 1	**Qty: 1**

1401405	1401403	1403009	FK-1041400
Manifold to Pipe Cone Gasket	Dipstick Tube Spacer	Manifold Spacer	Hardware kit
Qty: 1	**Qty: 1**	**Qty: 6**	**Qty: 1**

1401402 (Driver Side Kit)

1401402	1401404
Driver Side Manifold	Exhaust Manifold Flange Gasket
Qty: 1	**Qty: 1**

1401406	FK-1041400	1403009
Manifold to Pipe Ring Gasket	Hardware kit	Manifold Spacer
Qty: 1	**Qty: 1**	**Qty: 6**

FK-1041400 (Fastener Kit)

Stud; M10-1.5x35	Nut; M10-1.5	Bolt; M8-1.25x45	Bolt; M10-1.5x30	Bolt; M6-1.0x10
Qty: 3	**Qty: 3**	**Qty: 6**	**Qty: 1**	**Qty: 6**

Introduction

BD's exhaust manifold kit for LS pick-up applications and others (listed at end of manual) replaces the problematic OEM manifold. The BD Manifold has a uniform casting thickness, and features longer bolts and spacers to reduce the stress on the bolts, preventing them from breaking. The kits include all the required hardware and gaskets for manifold installation.

Drivers Side Manifold Removal

Removal of wheels is required to access exhaust manifold	
Remove the wheelhouse plastic liner clips and bolts to then remove the inner fender liner	
Remove the **3 x 15mm** nuts that connect the catalytic converter to the exhaust manifold	

Remove the 4 spark plug wires from the spark plugs	
Remove the **<u>6 x 10mm</u>** bolts that hold on the exhaust manifold Note: Hold the manifold when removing last nut so that it doesn't drop on spark plugs	
Remove old exhaust manifold gasket	

Passenger Side Manifold Removal

Removal of wheels is required to access exhaust manifold	
Remove the wheelhouse plastic liner clips and bolts to then remove the inner fender liner	
Remove the **3 x 15mm** nuts that connect the catalytic converter to the exhaust manifold	
Remove the 4 spark plug wires from the spark plugs	

Remove oil dipstick tube bolt and dipstick	
Remove the **<u>6 x 10mm</u>** bolts that hold on the exhaust manifold Note: Hold the manifold when removing last nut so that it doesn't drop on spark plugs	
Remove old exhaust manifold gasket	

Drivers Side Manifold Installation

Thread in the three **M10** studs into the exhaust manifold with the shorter threaded end going into the manifold **Note: Use double nut method to tighten studs**	
Thread in **<u>5 x 10mm bolts</u>** to attach the heat shield to the manifold and tighten each bolt to **80 in-lb (9Nm)**	
Install new gasket in catalytic converter groove	

Clean any gasket residue that is left over on the cylinder head	
Slide in manifold gasket between cylinder head and manifold, install and hand-tighten the manifold (**1401402**) using the provided spacer (**1403009**) and manifold bolts **Note: It is easiest to tighten the farthest back bolt from above**	
Tighten down all **M8** manifold bolts in a 2-step sequence Stage 1: Tighten to **11 ft-lb (15Nm)** in the order shown Stage 2: Tighten to **15 ft-lb (20Nm)** in the order shown	

Push up exhaust to align the studs through the holes and tighten down the **<u>3 x 15mm nuts</u>** connecting the manifold to the exhaust to **37 ft-lb (50Nm)**	
Install all clips and bolts that hold on the inner wheelhouse fender liner	

Passenger Side Manifold Installation

Thread in the three **M10** studs into the exhaust manifold with the shorter threaded end going into the manifold **Note: Use double nut method to tighten studs**	
Thread in **<u>6 x 10mm bolts</u>** to attach the heat shield to the manifold and tighten each bolt to **80 in-lb (9Nm)**	
Clean any gasket residue that is left over on the cylinder head	
Install new gasket in collector where the manifold connects to the exhaust	

Slide in manifold gasket between cylinder head and manifold, install and hand-tighten the manifold (**1401401**) using the provided spacer (**1403009**) and manifold **M8** manifold bolts	
Tighten down all **M8** manifold bolts in a 2-step sequence Stage 1: Tighten to **11 ft-lb (15Nm)** in the order shown Stage 2: Tighten to **15 ft-lb (20Nm)** in the order shown	
Push up exhaust to align the studs through the holes and tighten down the **<u>3 x 15mm nuts</u>** connecting the manifold to the exhaust to **37 ft-lb (50Nm)**	

Slide oil dipstick tube Install the manifold dipstick tube spacer (**1401403**) and **M10** bolt to secure oil dipstick in place	
Install the 4 spark plug wires onto the spark plugs	
Line up wheelhouse liner and install the 5 Philips head screws and (9 GMC, 8 Chevy) plastic clips	

Vehicle Fitment Table

Vehicle Model	Application Year										
	2003	2004	2005	2006	2007	2008	2009	2010	2011	2012	2013
CADILLAC											
Escalade (5.3)	✓	✓	✓								
Escalade (6.0)	✓	✓	✓	✓			✓	✓	✓	✓	✓
Escalade (6.2)					✓	✓	✓	✓	✓	✓	✓
Escalade ESV (6.0)	✓	✓	✓	✓							
Escalade ESV (6.2)					✓	✓	✓	✓	✓	✓	✓
Escalade EXT (6.0)	✓	✓	✓	✓							
Escalade EXT (6.2)					✓	✓	✓	✓	✓	✓	✓
CHEVROLET											
Avalanche (5.3)					✓	✓	✓	✓	✓	✓	✓
Avalanche (6.0)					✓	✓	✓				
Avalanche 1500 (5.3)	✓	✓	✓	✓							
Express 1500 (5.3)	✓	✓	✓	✓	✓	✓	✓	✓	✓	✓	✓
Express 2500 (4.8)				✓	✓	✓	✓	✓	✓	✓	✓
Express 2500 (5.3)	✓	✓	✓								
Express 2500 (6.0)	✓	✓	✓	✓	✓	✓	✓	✓	✓	✓	✓
Express 3500 (4.8)	✓	✓	✓	✓	✓	✓	✓	✓	✓	✓	✓
Express 2500 (6.0)	✓	✓	✓	✓	✓	✓	✓	✓	✓	✓	✓
Silverado 1500 (4.8)	✓	✓	✓	✓	✓	✓	✓	✓	✓	✓	✓
Silverado 1500 (5.3)	✓	✓	✓	✓	✓	✓	✓	✓	✓	✓	✓
Silverado 1500 (6.0)	✓	✓	✓	✓	✓	✓	✓	✓	✓	✓	✓
Silverado 1500 (6.2)							✓	✓	✓	✓	✓
Silverado 1500 Classic (4.8)					✓						
Silverado 1500 Classic (5.3)					✓						
Silverado 1500 Classic (6.0)					✓						
Silverado 1500 HD (6.0)	✓	✓	✓								
Silverado 1500 HD Classic (6.0)					✓						
Silverado 2500 (6.0)	✓	✓									
Silverado 2500 HD (6.0)	✓	✓	✓	✓	✓	✓	✓	✓	✓	✓	✓
Silverado 2500 HD Classic (6.0)					✓						
Silverado 3500 (6.0)	✓	✓	✓	✓							
Silverado 3500 Classic (6.0)					✓						
Silverado 3500 HD (6.0)					✓	✓	✓	✓	✓	✓	✓
Suburban 1500 (5.3)	✓	✓	✓	✓	✓	✓	✓	✓	✓	✓	✓
Suburban 1500 (6.0)				✓	✓	✓	✓				

	2003	2004	2005	2006	2007	2008	2009	2010	2011	2012	2013
Suburban 2500 (6.0)	✓	✓	✓	✓	✓	✓	✓	✓	✓	✓	✓
Tahoe (4.8)	✓	✓	✓	✓	✓	✓	✓				
Tahoe (5.3)	✓	✓	✓	✓	✓	✓	✓	✓	✓	✓	✓
Tahoe (6.0)						✓	✓	✓	✓	✓	✓
Tahoe (6.2)						✓	✓				
GMC											
Savana 1500 (5.3)	✓	✓	✓	✓	✓	✓	✓	✓	✓	✓	✓
Savana 2500 (4.8)	✓	✓	✓	✓	✓	✓	✓	✓	✓	✓	✓
Savana 2500 (5.3)	✓	✓	✓								
Savana 2500 (6.0)	✓	✓	✓	✓	✓	✓	✓	✓	✓	✓	✓
Savana 3500 (4.8)	✓	✓	✓	✓	✓	✓	✓	✓	✓	✓	✓
Savana 3500 (6.0)	✓	✓	✓	✓	✓	✓	✓	✓	✓	✓	✓
Sierra 1500 (4.8)	✓	✓	✓	✓	✓	✓	✓	✓	✓	✓	✓
Sierra 1500 (5.3)	✓	✓	✓	✓	✓	✓	✓	✓	✓	✓	✓
Sierra 1500 (6.0)	✓	✓		✓	✓	✓	✓	✓	✓	✓	✓
Sierra 1500 (6.2)					✓	✓	✓	✓	✓	✓	✓
Sierra 1500 Classic (4.8, 5.3, 6.0)					✓						
Sierra 1500 HD (6.0)	✓	✓	✓								
Sierra 1500 HD Classic (6.0)					✓						
Sierra 2500 (6.0)	✓	✓									
Sierra 2500 HD (6.0)	✓	✓	✓	✓	✓	✓	✓	✓	✓	✓	✓
Sierra 2500 HD Classic (6.0)					✓						
Sierra 3500 (6.0)	✓	✓	✓	✓							
Sierra 3500 Classic (6.0)					✓						
Sierra 3500 HD (6.0)					✓	✓	✓	✓	✓	✓	✓
Yukon (4.8)	✓	✓	✓	✓	✓	✓	✓				
Yukon (5.3)	✓	✓	✓	✓	✓	✓	✓	✓	✓	✓	✓
Yukon (6.0)	✓	✓	✓	✓		✓	✓	✓	✓	✓	✓
Yukon (6.2)					✓	✓	✓	✓	✓	✓	✓
Yukon XL 1500 (5.3)	✓	✓	✓	✓	✓	✓	✓	✓	✓	✓	✓
Yukon XL 1500 (6.0)	✓	✓	✓	✓	✓	✓	✓				
Yukon XL 1500 (6.2)					✓	✓	✓	✓	✓	✓	✓
Yukon XL 2500 (6.0)	✓	✓	✓	✓	✓	✓	✓	✓	✓	✓	✓
HUMMER											
H2 (6.0)	✓	✓	✓	✓	✓						
H2 (6.2)						✓	✓				